


Phonics  
at  
Senacre Wood Primary School






At Senacre Wood Primary School, we follow the Read Write Inc phonics programme, which encourages the children to:

- Understand that sounds are represented by written/printed letters
- Learn the letter formation for each sound following individual rhymes on the pictorial flashcards (ex: s – ‘slither down the snake’)
- Learn the 44 sounds using simple pictorial flash cards which have rhymes accompanying the pictures (ex: ‘ay’ – *May I play?*)
- Segment words into the different units of sounds
- Blend sounds together to read
- Recognise tricky words on sight


# *Read Write Inc*



- In EYFS and KS1, children follow a daily phonics programme to create fluent, enthusiastic readers, confident speakers and willing writers.
- At the end of Year 1, pupils will also complete the compulsory Phonics Screening Check.
- In KS2, children that need further support will follow a daily literacy and language programme that equips them with the skills to read and understand texts confidently, write fluently, think critically and articulate thoughts and ideas clearly.




# Phonics Screening Check



- Children in Year 1 throughout the country will be taking part in a phonics screening check during **June**.
- Children in Year 2 will also take the check if they did not receive the required results in June 2023.
- The phonics screening check is designed to confirm whether individual children have learnt sufficient phonic decoding and blending skills to an appropriate standard.

Section 1

besh



quab



barp



chell



Section 2

visit


fabric

trapeze

concrete

2022

Phonics



The adult will use a tick in the correct/incorrect column to show whether the child has been successful.

### Screening check: answer sheet

First name	
Last name	

**Screening check responses:** Please tick the appropriate box for each word. The use of the comment box is optional.


Section 1			
Word	Correct	Incorrect	Comment
beni			
dax			
kig			
eld			
besh			
quab			
barp			
chell			
grux			
smung			
nesk			
foint			
thud			
hang			
coin			
shell			
twig			
flick			
vest			
horns			

Section 2			
Word	Correct	Incorrect	Comment
vair			
cloat			
tirt			
whike			
plunt			
flards			
spran			
splew			
globe			
teams			
bowl			
chase			
print			
clouds			
spree			
stroke			
visit			
fabric			
trapeze			
concrete			

Total correct	
---------------	--

The adult may leave a comment in the comment box to record how the child has pronounced the word. This helps us to fill in any learning gaps.


# What happens during the check?



- The check contains 40 words – 20 real and 20 pseudo (nonsense/alien) words.
- Your child will sit with a familiar adult and will use their phonic knowledge to sound out, blend and say the words in front of them.
- The test will take approximately 10 minutes although all children are different and will complete the check at their own pace.
- If needed, the child can be given breaks whilst doing the test.




# Results and Reporting to Parents




- Schools are required to share their child's results with parents. At Senacre Wood, we include these results in your child's end of year report.
- Children who do not achieve the expected level will retake the test when they are in Year 2.
- Results from the check are used by schools to analyse their own performance and for Ofsted to use in inspections.

# How you can help at home



- Play lots of sound and listening games
- Read as much as possible to and with your child
- Encourage and praise your child
- If your child is struggling to decode a word, help them by encouraging them to say each sound in the word from left to right
- Blend the sounds by pointing to each letter. For example, /c/ in cat or the letter group /ng/ in sing. Next move your finger under the whole word as you say it
- Discuss the meaning of the words if your child does not know what they have read

# How you can help at home




- If your child is struggling to sound out and blend words share the reading! Read a word/sentence each, that way you are modelling how you would like them to read – point to the sounds whilst sounding aloud, exaggerating the blending, and point to tricky words as a whole saying the word out-loud
- Where words are longer, ask your child to point to the digraph/trigraph/split digraph in the word first before sounding out...
- Play games – “how many times can you spot the ‘ay’ digraph in the book?” “How many tricky words can you spot?”

<https://www.youtube.com/watch?v=TkXcabDUg7Q>

The sounds are taught in a *pure* way. Let's watch a video that explains what this sound like.

# Useful websites



- Youtube clips by Read Write Inc which include:  
'Information for parents how to say the sounds'

<https://www.youtube.com/watch?v=TkXcabDUg7Q>

- Free phonics games – *Phonics Play*

<https://www.phonicsplay.co.uk/index.htm>

- Free phonics games - *ICT Games*

<http://www.ictgames.com/literacy.html>